


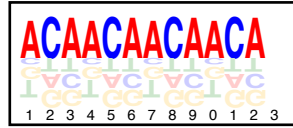
Protein: **FBgn0004618**



Similarity: 0.91
p-value: 0.000000



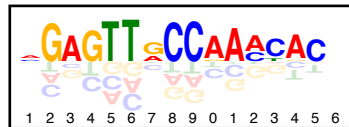
Protein: **FBgn0005694**



Similarity: 0.91
p-value: 0.000000



Protein: **FBgn0038766**



Similarity: 0.84
p-value: 0.000000



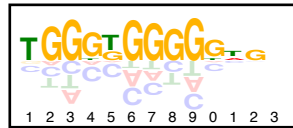
Protein: **FBgn0035997**



Similarity: 0.96
p-value: 0.000001



Protein: **FBgn0036179**



Similarity: 0.86
p-value: 0.000001



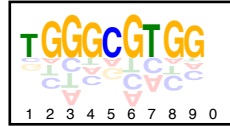
Protein: **ENSMUSG00000033730**



Similarity: 0.86
p-value: 0.000002



Protein: ENSMUSG00000072294



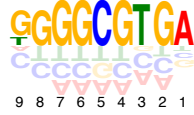
Similarity: 0.86
p-value: 0.000005



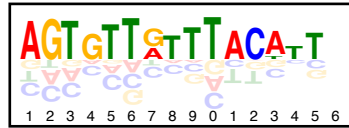
Protein: FBgn0261434



Similarity: 0.95
p-value: 0.000005




Protein: FBgn0037446



Similarity: 0.72
p-value: 0.000007



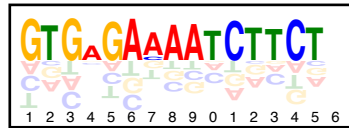
Protein: FBgn0035625



Similarity: 0.77
p-value: 0.000007



Protein: ENSG00000162086



Similarity: 0.71
p-value: 0.000009



Protein: FBgn0001325



Similarity: 0.85
p-value: 0.000009



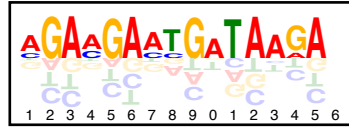
Protein: YOR113W



Similarity: 0.81
p-value: 0.000009



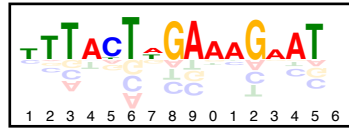
Protein: ENSG00000178665



Similarity: 0.66
p-value: 0.000013



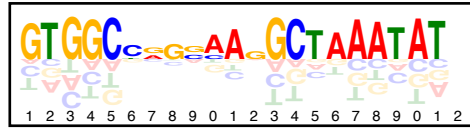
Protein: ENSG00000161940



Similarity: 0.66
p-value: 0.000014



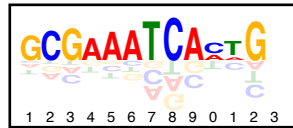
Protein: ENSG00000168826



Similarity: 0.58
p-value: 0.000019



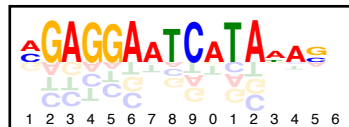
Protein: FBgn0002573



Similarity: 0.79
p-value: 0.000019



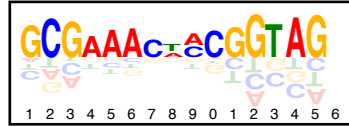
Protein: ENSG00000171606



Similarity: 0.66
p-value: 0.000053



Protein: **FBgn0004893**



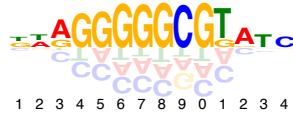
Similarity: 0.68
p-value: 0.000079



Protein: **FBgn0025679**



Similarity: 0.81
p-value: 0.000100




Protein: **YDR253C**



Similarity: 0.93
p-value: 0.000124



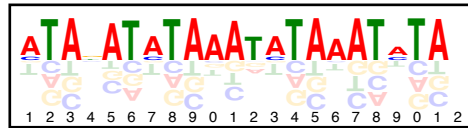
Protein: **C55B7.12**



Similarity: 0.74
p-value: 0.000141



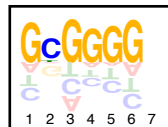
Protein: **ENSMUSG00000059689**



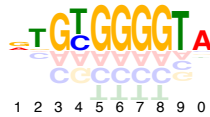
Similarity: 0.55
p-value: 0.000156



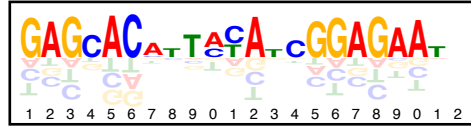
Protein: **YDR216W**



Similarity: 0.87
p-value: 0.000156




Protein: ENSMUSG00000045268



Similarity: 0.57
p-value: 0.000325



Protein: ENSG00000119725



Similarity: 0.59
p-value: 0.000353



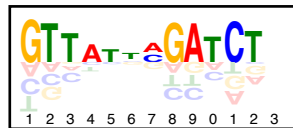
Protein: YER169W



Similarity: 0.84
p-value: 0.000480



Protein: ENSG00000196812



Similarity: 0.56
p-value: 0.000565



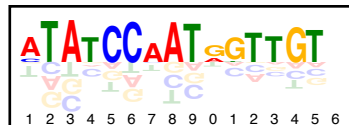
Protein: YDR043C




Similarity: 0.85
p-value: 0.000738



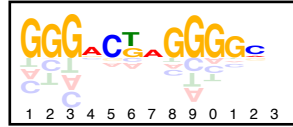
Protein: ENSMUSG00000042472



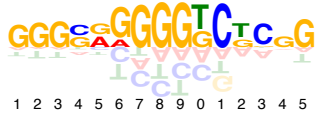
Similarity: 0.62
p-value: 0.000776



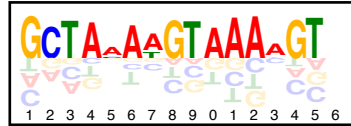
Protein: ENSG00000178951



Similarity: 0.61
p-value: 0.000958



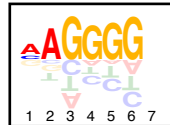
Protein: ENSG00000167840



Similarity: 0.51
p-value: 0.001044



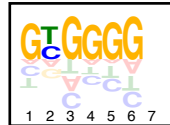
Protein: NCU05064



Similarity: 0.79
p-value: 0.001986



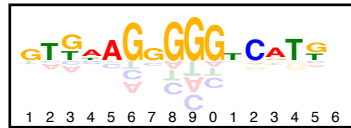
Protein: NCU02853



Similarity: 0.74
p-value: 0.002702



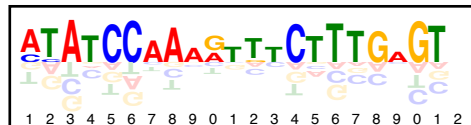
Protein: ENSG00000170265



Similarity: 0.53
p-value: 0.003141



Protein: ENSG00000166478



Similarity: 0.42
p-value: 0.004712




Protein: YPL038W



Similarity: 0.71
p-value: 0.004859



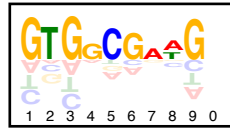
Protein: NCU03043



Similarity: 0.74
p-value: 0.006924



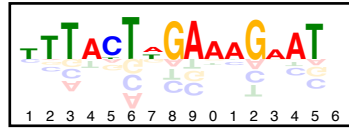
Protein: NCU06907



Similarity: 0.62
p-value: 0.007221



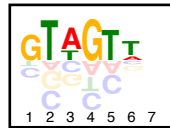
Protein: ENSMUSG00000000317



Similarity: 0.52
p-value: 0.009741



Protein: FBgn0000210



Similarity: 0.63
p-value: 0.012838



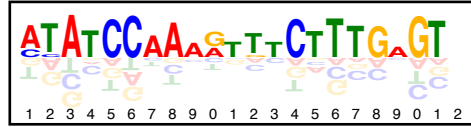
Protein: YNL027W



Similarity: 0.62
p-value: 0.014108



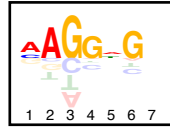
Protein: Q91853



Similarity: 0.38
p-value: 0.014109



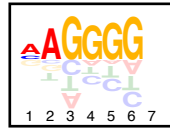
Protein: YMR070W



Similarity: 0.66
p-value: 0.020121



Protein: NCU03552



Similarity: 0.61
p-value: 0.024869



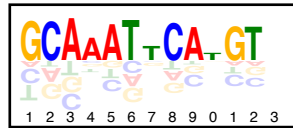
Protein: FBgn0031375



Similarity: 0.42
p-value: 0.034922



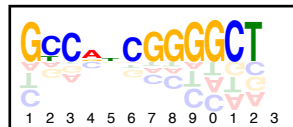
Protein: ENSG00000180532



Similarity: 0.41
p-value: 0.048361



Protein: ENSG00000171443



Similarity: 0.40
p-value: 0.077407



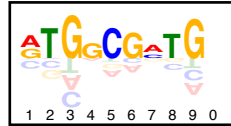
Protein: YPR015C



Similarity: 0.43
p-value: 0.091028



Protein: YLR131C



Similarity: 0.42
p-value: 0.131064



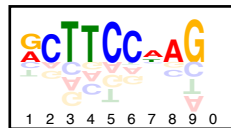
Protein: ENSMUSG00000022228



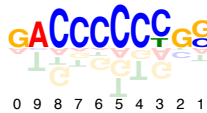
Similarity: 0.32
p-value: 0.146528



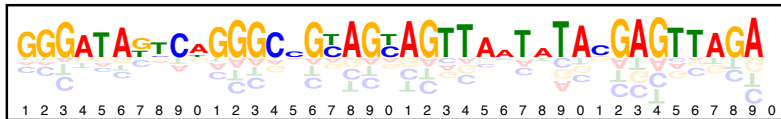
Protein: ENSMUSG00000041703



Similarity: 0.41
p-value: 0.149389



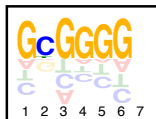
Protein: ENSMUSG00000043602



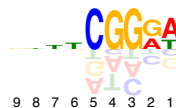
Similarity: 0.26
p-value: 0.185779



Protein: NCU02787



Similarity: 0.45
p-value: 0.194103



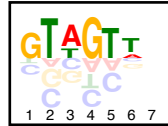
Protein: ENSG00000167182



Similarity: 0.35
p-value: 0.274257



Protein: BRC1_DROME



Similarity: 0.32
p-value: 0.340516



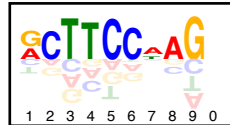
Protein: ENSG00000118922



Similarity: 0.37
p-value: 0.340548



Protein: ENSG00000043355



Similarity: 0.31
p-value: 0.459857



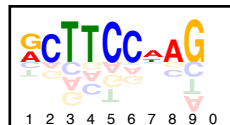
Protein: ENSG00000177932



Similarity: 0.22
p-value: 0.557875



Protein: ENSG00000152977



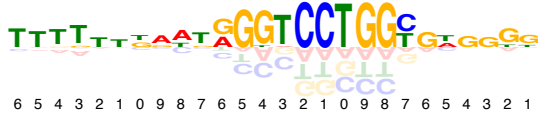
Similarity: 0.26
p-value: 0.675815



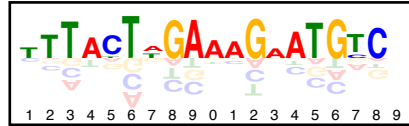
Protein: **FBgn0259750**



Similarity: 0.26
p-value: 0.689886



Protein: **ENSMUSG00000022508**



Similarity: 0.21
p-value: 0.696401



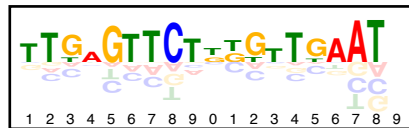
Protein: **ENSMUSG00000033863**



Similarity: 0.25
p-value: 0.790246



Protein: **ENSMUSG00000028890**



Similarity: 0.21
p-value: 0.856218

